STRAIGHTNESS & FLATNESS TOLERANCE	CLASS	NOMINAL LENGTH					
		L ≤ 10	10 < L ≤ 30	30 < L ≤ 100	100 < L ≤ 300	300 < L ≤ 1000	1000 < L ≤ 3000
	H	±0.02	±0.05	±0.1	±0.2	±0.3	±0.4
	K	±0.05	±0.1	±0.2	±0.4	±0.6	±0.8

PERPENDICULARITY TOLERANCE	CLASS	NOMINAL LENGTH ON SHORTER SIDE			
		L ≤ 100	100 < L ≤ 300	300 < L ≤ 1000	1000 < L ≤ 3000
	H	±0.2	±0.3	±0.4	±0.5
	K	±0.4	±0.6	±0.8	±1.0

Absolute Max. Rating / 最大定格	DC24V
Total Power / 消費電力合計	2.5W
Mass / 質量	-

M12 Male Connector

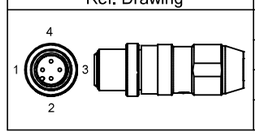

No	Assign	Wire Color
1	+V	Red/Brown
2	NC	
3	-V	Black/Blue
4	NC	

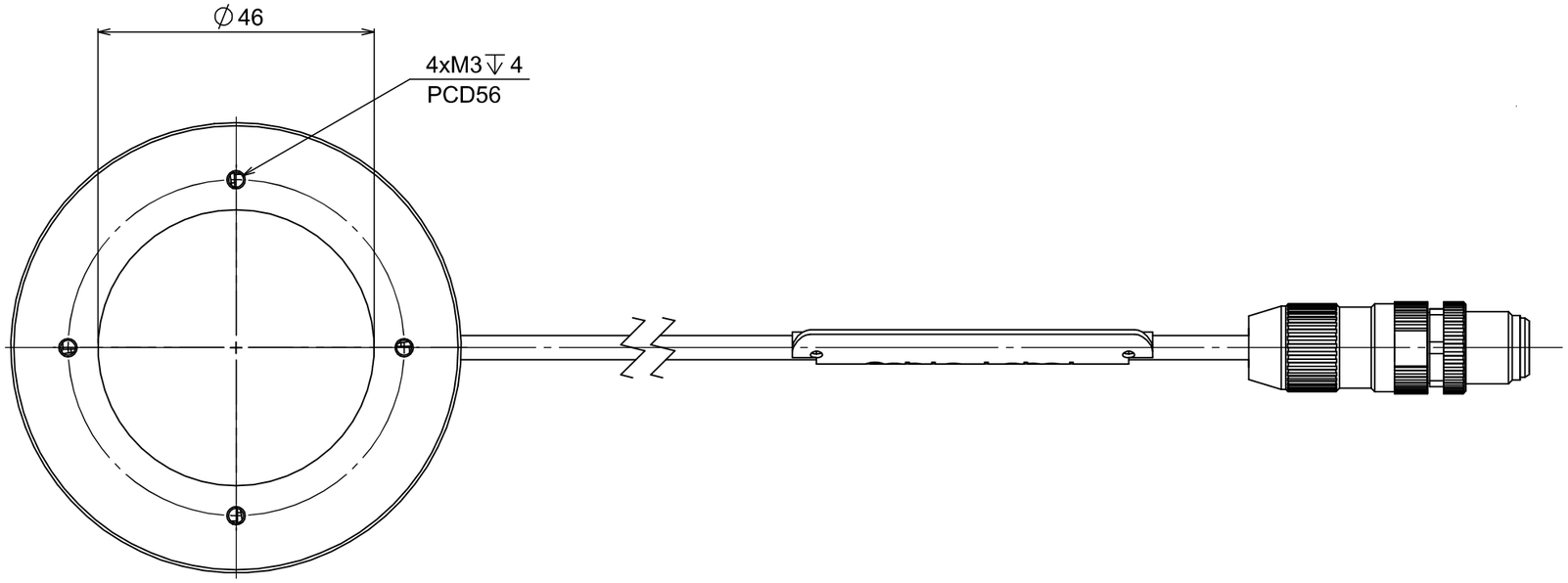

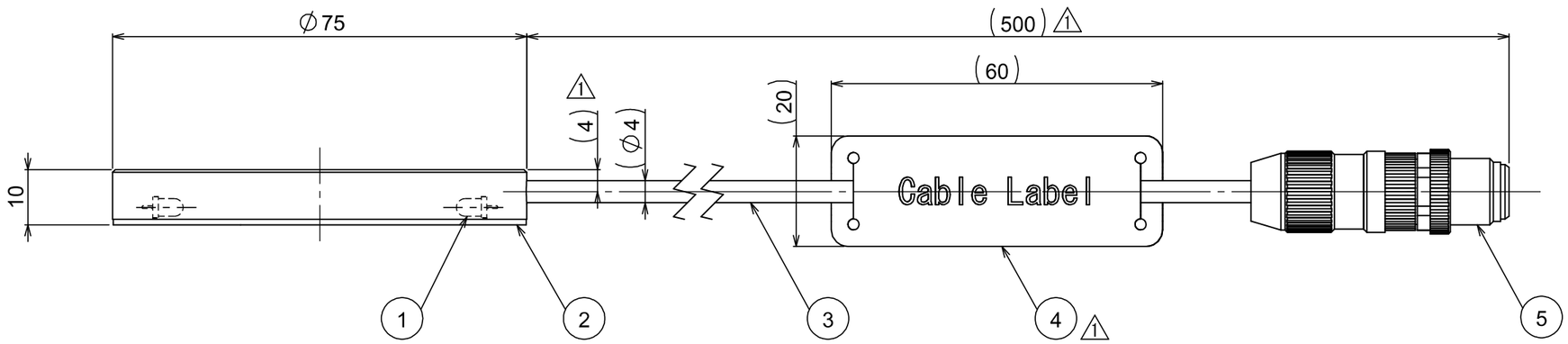

NO.	PART DESCRIPTION	MODEL NUMBER	QU.	NOTE
6				
5	CONNECTOR	M12Male	1	
4	CABLE LABEL		1	
3	CABLE		1	
2	HOUSING		1	Aluminium Alloy / Glass Bead Blasted Black Anodizing
1	LED(BLUE)		48	

MARK	COM-REV	DATE(YMD)	CHANGE	SIGNATURE
△x				
△x				
△x				
△1 x5	A-002	2025.Jun.11	Add Cable Label , etc	Okazaki
△	A-001	2022.Jul.05	NEW	-

DESIGNED	DRAWN	CHECKED モリテックス	APPROVED モリテックス
xianghui liu	xianghui liu	'25.06.12 十門	'25.06.12 達

FINISH -
SURFACE -
MATERIAL -
CHAMFER -
TOLERANCE CLASS -
SCALE 1:1

UNIT:mm

MORITEX
A Cognex Company

MODEL NAME: CV-RLA-75X46-00B-M12

PART NAME: OUTLINE DRAWING

DRAWING NO.: A21797A0100601A-002

SHEET: 1/1

CLASS	LENGTH OF SHORTER SIDE OF ANGLE						
	L ≤ 10	10 < L ≤ 50	50 < L ≤ 120	120 < L ≤ 400	400 < L		
f	±1°	±30' (±0.5°)	±20' (±0.333°)	±10' (±0.166°)	±5' (±0.083°)		
m							

ANGLE TOLERANCE

ORIGINAL SHEET FORMAT SIZE : A3

CLASS	STANDARD DIMENSION RANGE						
	L < 0.2	0.2 ≤ L ≤ 0.5	0.5 < L ≤ 3	3 < L ≤ 6	6 < L		
f	IN DRW.	±0.1	±0.2	±0.5	±1.0		
m							

CHAMFER TOLERANCE

CLASS	STANDARD DIMENSION RANGE						
	L < 0.2	0.2 ≤ L ≤ 6	6 < L ≤ 30	30 < L ≤ 120	120 < L ≤ 400	400 < L ≤ 1000	
f	IN DRW.	±0.05	±0.1	±0.1	±0.2	±0.3	
m		±0.1	±0.2	±0.3	±0.5	±0.8	

LENGTH TOLERANCE

OLD DRAWING NO.