STRAIGHTNESS & FLATNESS TOLERANCE	CLASS	NOMINAL LENGTH					
		L ≤ 10	10 < L ≤ 30	30 < L ≤ 100	100 < L ≤ 300	300 < L ≤ 1000	1000 < L ≤ 3000
	H	±0.02	±0.05	±0.1	±0.2	±0.3	±0.4
	K	±0.05	±0.1	±0.2	±0.4	±0.6	±0.8

PERPENDICULARITY TOLERANCE	CLASS	NOMINAL LENGTH ON SHORTER SIDE			
		L ≤ 100	100 < L ≤ 300	300 < L ≤ 1000	1000 < L ≤ 3000
	H	±0.2	±0.3	±0.4	±0.5
	K	±0.4	±0.6	±0.8	±1.0

Absolute Max. Rating / 最大定格	DC24V
Total Power / 消費電力合計	2.7W
Mass / 質量	-

M12 Male Connector

Ref. Drawing	No	Assign	Wire Color
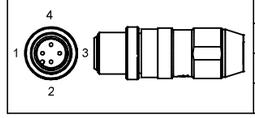	1	+V	Red/Brown
	2	NC	
	3	-V	Black/Blue
	4	NC	

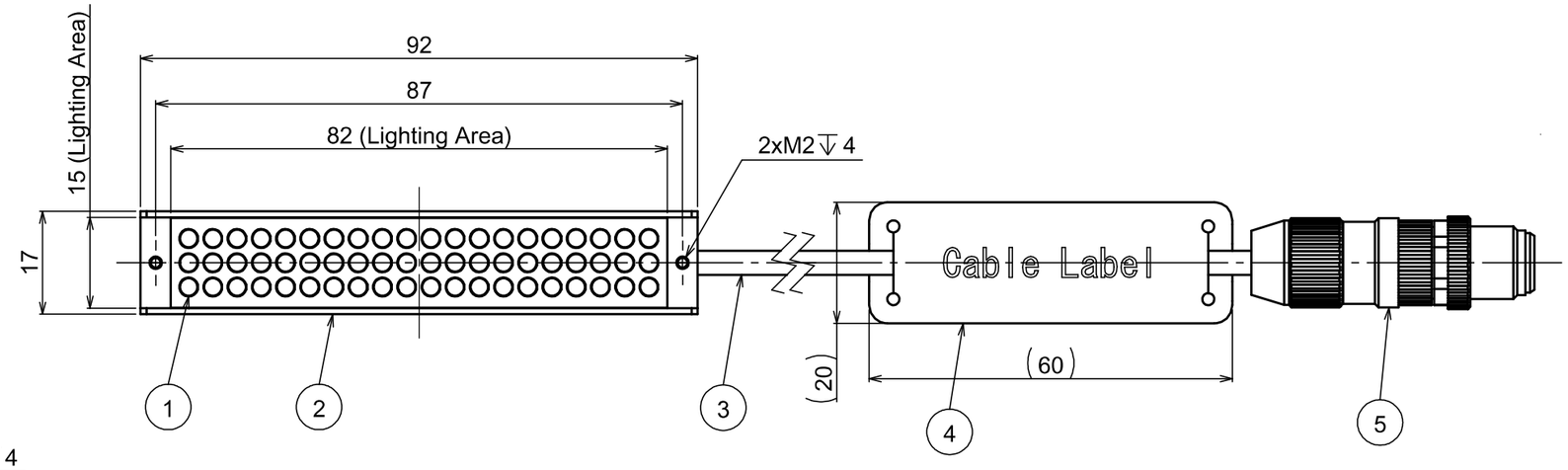

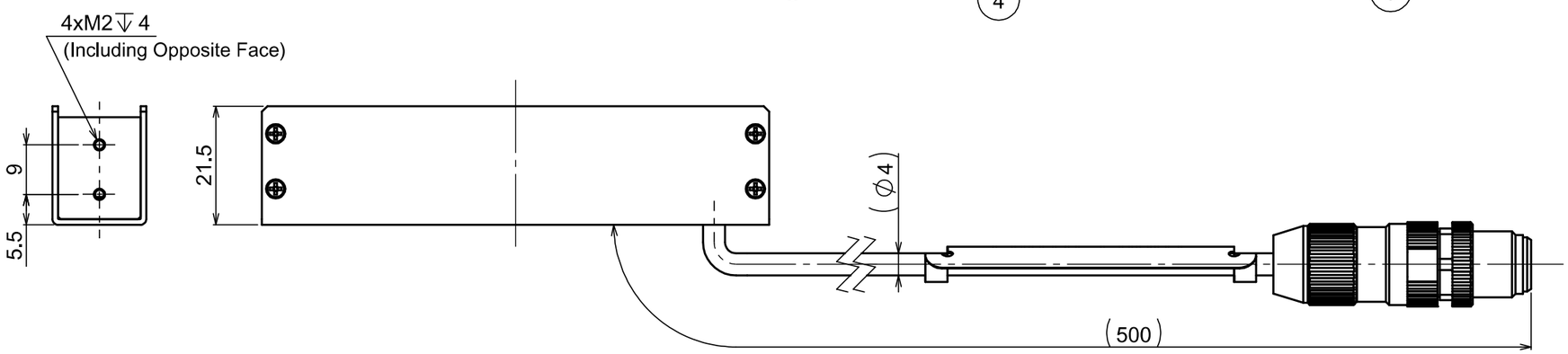

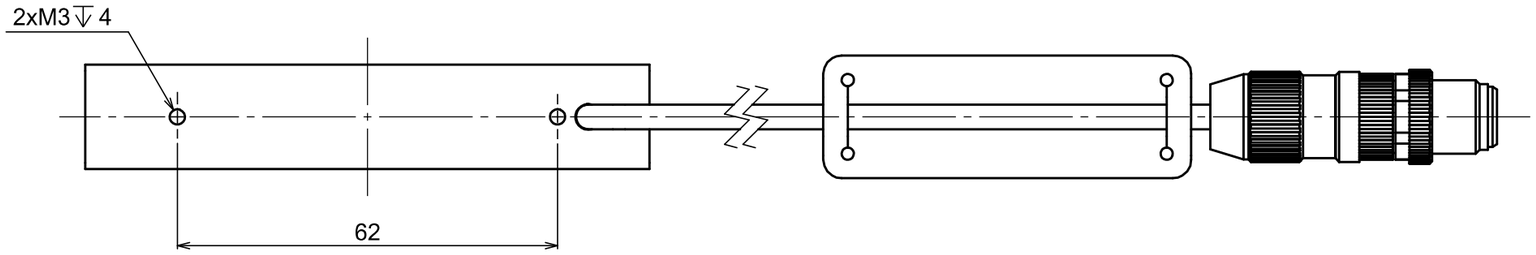

NO.	PART DESCRIPTION	MODEL NUMBER	QU.	NOTE
6				
5	CONNECTOR	M12 Male	1	
4	CABLE LABEL		1	
3	CABLE		1	
2	HOUSING		1	Aluminium Alloy / Glass Bead Blasted Black Anodizing
1	LED(WHITE)		60	

MARK	COM-REV	DATE(YMD)	CHANGE	SIGNATURE
x				
x				
x				
x	A-002	2025.Jun.18	Completely revised	Suzuki
	A-001	2019.Sep.25	NEW	-

DESIGNED	DRAWN	CHECKED	APPROVED
xianghuiliu	xianghuiliu	'25.06.18	'25.06.19

FINISH -
SURFACE -
MATERIAL -
CHAMFER -
TOLERANCE CLASS -
SCALE 1:1

UNIT:mm

MORITEX
A Cognex Company

MODEL NAME: CV-BA-82X15W-M12

PART NAME: OUTLINE DRAWING

DRAWING NO.: A21807A0100801A-002

SHEET: 1/1

OLD DRAWING NO.

ORIGINAL SHEET FORMAT SIZE : A3

STANDARD DIMENSION RANGE: L < 0.2 | 0.2 ≤ L ≤ 0.5 | 0.5 < L ≤ 3 | 3 < L ≤ 6 | 6 < L
CLASS f: IN DRW. | ±0.1 | ±0.2 | ±0.5 | ±1.0
CLASS m: IN DRW. | ±0.1 | ±0.2 | ±0.5 | ±1.0

STANDARD DIMENSION RANGE: 0.2 ≤ L ≤ 6 | 6 < L ≤ 30 | 30 < L ≤ 120 | 120 < L ≤ 400 | 400 < L ≤ 1000
CLASS f: ±0.05 | ±0.1 | ±0.15 | ±0.2 | ±0.3
CLASS m: ±0.1 | ±0.2 | ±0.3 | ±0.5 | ±0.8

LENGTH OF SHORTER SIDE OF ANGLE: L ≤ 10 | 10 < L ≤ 50 | 50 < L ≤ 120 | 120 < L ≤ 400 | 400 < L
CLASS f: ±1° | ±30' (±0.5°) | ±20' (±0.333°) | ±10' (±0.166°) | ±5' (±0.083°)
CLASS m: ±1° | ±30' (±0.5°) | ±20' (±0.333°) | ±10' (±0.166°) | ±5' (±0.083°)

ANGLE TOLERANCE

CHAMFER TOLERANCE

LENGTH TOLERANCE