STRAIGHTNESS & FLATNESS TOLERANCE	CLASS	NOMINAL LENGTH					
		L ≤ 10	10 < L ≤ 30	30 < L ≤ 100	100 < L ≤ 300	300 < L ≤ 1000	1000 < L ≤ 3000
	H	±0.02	±0.05	±0.1	±0.2	±0.3	±0.4
	K	±0.05	±0.1	±0.2	±0.4	±0.6	±0.8

PERPENDICULARITY TOLERANCE	CLASS	NOMINAL LENGTH ON SHORTER SIDE			
		L ≤ 100	100 < L ≤ 300	300 < L ≤ 1000	1000 < L ≤ 3000
	H	±0.2	±0.3	±0.4	±0.5
	K	±0.4	±0.6	±0.8	±1.0

Absolute Max. Rating / 最大定格	DC24V
Total Power / 消費電力合計	3.9W
Mass / 質量	-

M12 Male Connector

Ref. Drawing	No	Assign	Wire Color
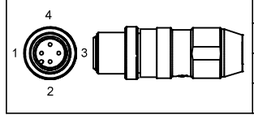	1	+V	Red/Brown
	2	NC	
	3	-V	Black/Blue
	4	NC	

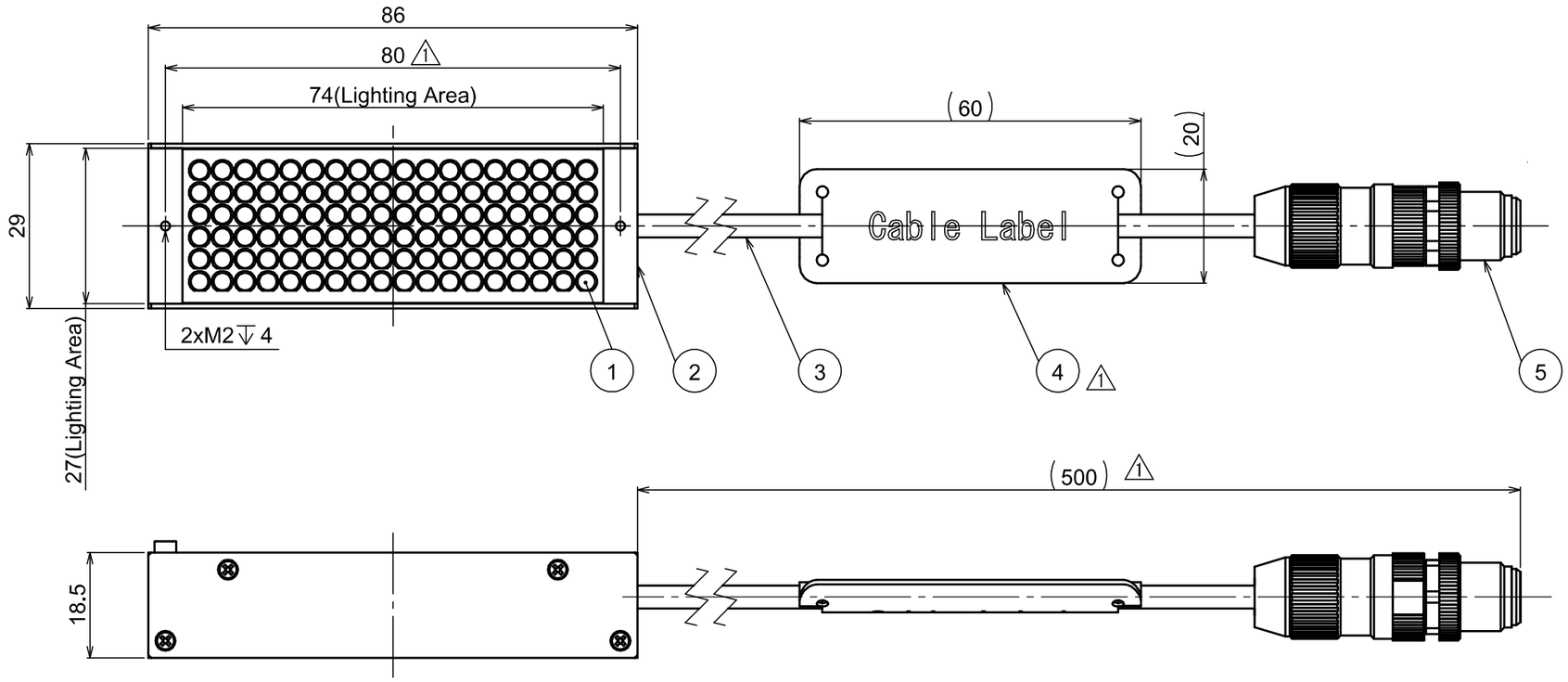

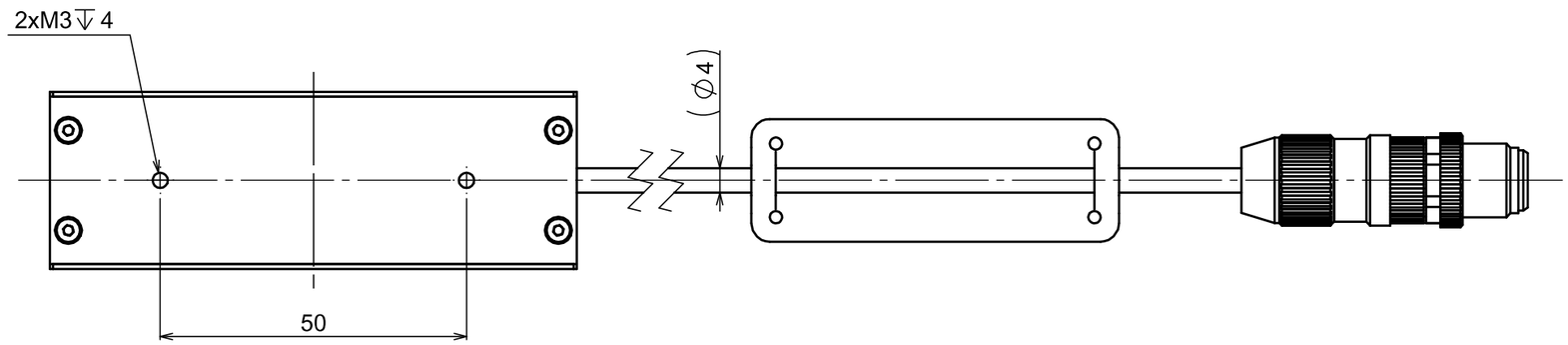

1	NO.	PART DESCRIPTION	MODEL NUMBER	QU.	NOTE
	6				
	5	CONNECTOR	M12Male	1	
	4	CABLE LABEL		1	
	3	CABLE		1	
	2	HOUSING		1	Aluminium Alloy / Glass Bead Blasted Black Anodizing
	1	LED(BLUE)		108	

MARK	COM-REV	DATE(YMD)	CHANGE	SIGNATURE
x				
x				
x				
1 x4	A-002	2025.Jun.13	Add Cable Label , etc	Okazaki
x	A-001	2022.Feb.16	New	-

DESIGNED	DRAWN	CHECKED	APPROVED
xianghuiliu	xianghuiliu	モリテックス '25.06.16 士門	モリテックス '25.06.16 達

FINISH	-
SURFACE	-
MATERIAL	-
CHAMFER	-
TOLERANCE CLASS	-
SCALE	1:1

UNIT:mm

MORITEX
A Cognex Company

MODEL NAME: CV-BA-74X27B-M12

PART NAME: OUTLINE DRAWING

DRAWING NO.: A21806A0100901A-002

SHEET: 1/1

OLD DRAWING NO.

ORIGINAL SHEET FORMAT SIZE : A3

CLASS	LENGTH OF SHORTER SIDE OF ANGLE					
	L ≤ 10	10 < L ≤ 50	50 < L ≤ 120	120 < L ≤ 400	400 < L	
f	±1°	±30' (±0.5°)	±20' (±0.333°)	±10' (±0.166°)	±5' (±0.083°)	
m						

ANGLE TOLERANCE

CLASS	STANDARD DIMENSION RANGE					
	L < 0.2	0.2 ≤ L ≤ 0.5	0.5 < L ≤ 3	3 < L ≤ 6	6 < L	
f	IN DRW.	±0.1	±0.2	±0.5	±1.0	
m						

ORIGINAL SHEET FORMAT SIZE : A3

CHAMFER TOLERANCE

CLASS	STANDARD DIMENSION RANGE					
	L < 0.2	0.2 ≤ L ≤ 6	6 < L ≤ 30	30 < L ≤ 120	120 < L ≤ 400	400 < L ≤ 1000
f	IN DRW.	±0.05	±0.1	±0.1	±0.2	±0.3
m		±0.1	±0.2	±0.2	±0.5	±0.8

LENGTH TOLERANCE